


## PART NUMBER EXPLANATION

SPK Speaker Series



### Connector Series

**SPK** Series (4, 8, 25 pin compliant Mil C5015 & VG95234)

### Number of Contacts

**004**  
**008**  
**025**

### Contact Type

**M** Male                      **F** Female

### Connector Type

**V** Inline                      **P** Panel

### Coupling Termination

- With ramps (4, 8, 25 pin)  
**D** Heavy-duty aluminium black locking ring (4, 25 pin)  
**L** Aluminium black locking ring (8 pin)  
**R** Rubber coated locking ring (8, 25 pin)

### Contact Plating Type

**S** Silver                      **G** Gold                      **N** No contact

### Contact Type and Termination

**C** Spring loaded crimp  
**S** Spring loaded solder  
**P** Spring loaded pcb  
**N** No contact






### Cable Gland (more options available)

**MIN** Metric M20x 1.5 Ø cable 10 - 14 mm (SPK 4 pin)  
**MMN** Metric M32 x 1.5 Ø cable 11 - 21 mm (SPK 8 pin)  
**MON** Metric M32 x 1.5 Ø cable 18 - 25 mm (SPK 8 pin)  
**MRN** Metric M40 x 1.5 Ø cable 22 - 32 mm (SPK 25 pin)  
**MUN** Metric M50 x 1.5 Ø cable 32 - 38 mm (SPK 25 pin)  
**MSF** Metric spiral flex (4, 8 pins - Check damping range options before ordering)  
**MF4** 4-way grommet for M40 cable gland (only for 8 pin)  
**C5N** 12C Metal cable gland (only for 8 pin)  
**M00** Without cable gland (4, 8 pin)  
**M05** Without cable gland (M50 backshell version for SPK 25pin)  
**M04** Without cable gland (M40 backshell version for SPK 25pin)

### Additional contact features

**T** Pre-installed solder contacts  
**0** Contacts not installed - No further details  
**4** 4mm<sup>2</sup> Crimp terminal wire section  
**6** 6mm<sup>2</sup> Crimp terminal wire section

### Rubber coated locking ring color (when applicable)

**0** Black  (standard)  
**1** Green   
**2** Red   
**3** Yellow   
**4** Blue 

### Optional Accessories (to be ordered separately)

#### Grommet + adapter system (25 pin only)

**SPK025AD-M63-3W** M63 cable gland + adapter and 3-way grommet for SPK 25 pin (Ø hole 20 mm)  
**SPK025AD-M63-6W** M63 cable gland + adapter and 6-way grommet for SPK 25 pin (Ø hole 14.5 mm)  
**SPK025AD-M63-12W** M63 cable gland + adapter and 12-way grommet for SPK 25 pin (Ø hole 11.5 mm)  
**SPK025AD-M63-12W2** M63 cable gland + adapter and 12-way grommet for SPK 25 pin (Ø hole 9.5 mm)

#### Strain Relief (other models available, see website)

**7ZK20A096B127** M20 x 1.5 Ø 9.53 to 12.70 mm (.375" to .500")  
**7ZK20A127B158** M20 x 1.5 Ø 12.70 to 15.88 mm (.500" to .625")  
**7ZK32A112B140** M32 x 1.5 Ø 11.2 to 14.0 mm (.44" to .56")  
**7ZK32A142B175** M32 x 1.5 Ø 14.2 to 17.5 mm (.56" to .69")  
**7ZK32A160B191** M32 x 1.5 Ø 16.0 to 19.1 mm (.63" to .75")  
**7ZK32A191B224** M32 x 1.5 Ø 19.1 to 22.4 mm (.75" to .88")  
**7ZK32A224B254** M32 x 1.5 Ø 22.4 to 25.4 mm (.88" to 1.00")  
**7ZK40A191B224** M40 x 1.5 Ø 19.1 to 22.4 mm (.75" to .88")  
**7ZK40A224B254** M40 x 1.5 Ø 22.4 to 25.4 mm (.88" to 1.00")  
**7ZK40A254B285** M40 x 1.5 Ø 25.4 to 28.58 mm (1.00" to 1.125")  
**7ZK40A286B317** M40 x 1.5 Ø 28.58 to 31.75 mm (1.125" to 1.250")  
**7ZK40A318B349** M40 x 1.5 Ø 31.75 to 34.92 mm (1.250" to 1.375")