


PART NUMBER EXPLANATION

SPK Speaker Series



Connector Series

SPK Series (4, 8, 25 pin compliant Mil C5015 & VG95234)

Number of Contacts

004
008
025

Contact Type

M Male **F** Female

Connector Type

V Inline **P** Panel

Coupling Termination

- With ramps (4, 8, 25 pin)
D Heavy-duty aluminium black locking ring (4, 25 pin)
L Aluminium black locking ring (8 pin)
R Rubber coated locking ring (8, 25 pin)

Contact Plating Type

S Silver **G** Gold **N** No contact

Contact Type and Termination

C Spring loaded crimp
S Spring loaded solder
P Spring loaded pcb
N No contact





Cable Gland (more options available)

MIN Metric M20x 1.5 Ø cable 10 - 14 mm (SPK 4 pin)
MMN Metric M32 x 1.5 Ø cable 11 - 21 mm (SPK 8 pin)
MON Metric M32 x 1.5 Ø cable 18 - 25 mm (SPK 8 pin)
MRN Metric M40 x 1.5 Ø cable 22 - 32 mm (SPK 25 pin)
MUN Metric M50 x 1.5 Ø cable 32 - 38 mm (SPK 25 pin)
MSF Metric spiral flex (4, 8 pins - Check damping range options before ordering)
MF4 4-way grommet for M40 cable gland (only for 8 pin)
C5N 12C Metal cable gland (only for 8 pin)
M00 Without cable gland (4, 8 pin)
M05 Without cable gland (M50 backshell version for SPK 25pin)
M04 Without cable gland (M40 backshell version for SPK 25pin)

Additional contact features

T Pre-installed solder contacts
0 Contacts not installed - No further details
4 4mm² Crimp terminal wire section
6 6mm² Crimp terminal wire section

Rubber coated locking ring color (when applicable)

0 Black  (standard)
1 Green 
2 Red 
3 Yellow 
4 Blue 

Optional Accessories (to be ordered separately)

Grommet + adapter system (25 pin only)

SPK025AD-M63-3W M63 cable gland + adapter and 3-way grommet for SPK 25 pin (Ø hole 20 mm)
SPK025AD-M63-6W M63 cable gland + adapter and 6-way grommet for SPK 25 pin (Ø hole 14.5 mm)
SPK025AD-M63-12W M63 cable gland + adapter and 12-way grommet for SPK 25 pin (Ø hole 11.5 mm)
SPK025AD-M63-12W2 M63 cable gland + adapter and 12-way grommet for SPK 25 pin (Ø hole 9.5 mm)

Strain Relief (other models available, see website)

7ZK20A096B127 M20 x 1.5 Ø 9.53 to 12.70 mm (.375" to .500")
7ZK20A127B158 M20 x 1.5 Ø 12.70 to 15.88 mm (.500" to .625")
7ZK32A112B140 M32 x 1.5 Ø 11.2 to 14.0 mm (.44" to .56")
7ZK32A142B175 M32 x 1.5 Ø 14.2 to 17.5 mm (.56" to .69")
7ZK32A160B191 M32 x 1.5 Ø 16.0 to 19.1 mm (.63" to .75")
7ZK32A191B224 M32 x 1.5 Ø 19.1 to 22.4 mm (.75" to .88")
7ZK32A224B254 M32 x 1.5 Ø 22.4 to 25.4 mm (.88" to 1.00")
7ZK40A191B224 M40 x 1.5 Ø 19.1 to 22.4 mm (.75" to .88")
7ZK40A224B254 M40 x 1.5 Ø 22.4 to 25.4 mm (.88" to 1.00")
7ZK40A254B285 M40 x 1.5 Ø 25.4 to 28.58 mm (1.00" to 1.125")
7ZK40A286B317 M40 x 1.5 Ø 28.58 to 31.75 mm (1.125" to 1.250")
7ZK40A318B349 M40 x 1.5 Ø 31.75 to 34.92 mm (1.250" to 1.375")