


PART NUMBER EXPLANATION

UL Version



Connector Series

SSX 19pin Series

Number of Contacts

19

Contact Gender

M Male
F Female

Connector Type

V Inline
P Panel

Coupling Device

- Thread
D Threaded heavy duty locking ring
R Threaded rubber coated locking ring
B Threaded finger grip locking ring

Contact Plating

G Gold
S Silver
N No contact

Contact Type and Termination

C Crimp
S Solder
N No contact
K Armored crimp contact
Z Armored solder contact

Metric Backshell thread size and cable gland clamping ranges

MQ Thread size M 40 x 1.5 | Clamping range 15 - 23 mm
MP Thread size M 40 x 1.5 | Clamping range 19 - 28 mm
MR Thread size M 40 x 1.5 | Clamping range 22 - 32 mm
MS Spider: M 50 Grommet - 6 hole Ø 9 to 11,7 mm
MO Metric threaded backshell without cable gland
00 No backshell, no cable gland

Cable Clamp Type

N Plastic cable gland
R Metal basket weave grip strain relief (with wire mesh)
0 No further details

UL Part N. E302043




L UL compliant

External Finish

0 Black painted
1 Black anodized

Colored anodized backshell available on request

Locking Ring Color

0 Black  (standard)
1 Green 
2 Red 
3 Yellow 
4 Blue 

Insulating Insert Color

N Black ●
R Red ●

Other insert colors available on request