


## PART NUMBER EXPLANATION

EU Version



### Connector Series

**SSX** 19pin Series

### Number of Contacts

**19**  
**16**

### Contact Gender

**M** Male  
**F** Female

### Connector Type

**V** Inline  
**P** Panel

### Coupling Device

- Thread  
**D** Threaded heavy duty locking ring  
**R** Threaded rubber coated locking ring

### Contact Plating

**G** Gold  
**S** Silver  
**N** No contact

### Contact Type and Termination

**C** Crimp  
**S** Solder  
**N** No contact  
**K** Armored crimp contact  
**Z** Armored solder contact

### Metric Backshell thread size and cable gland clamping ranges

**MQ** Thread size M 40 x 1.5 | Clamping range 15 - 23 mm  
**MP** Thread size M 40 x 1.5 | Clamping range 19 - 28 mm

**MR** Thread size M 40 x 1.5 | Clamping range 22 - 32 mm

**MS** Spider: M 50 Grommet - 6 hole Ø 9 to 11,7 mm

**ME** Spider: M 50 Grommet - 8 hole Ø 10 mm

**MO** Metric threaded backshell without cable gland

**00** No backshell, no cable gland

### Cable Clamp Type

**N** Plastic cable gland  
**R** Metal basket weave grip strain relief (with wire mesh)  
**0** No further details






### Additional contact features

**T** Pre-installed solder contacts  
**0** No further details  
**4** 4mm<sup>2</sup> Crimp terminal wire section  
**6** 6mm<sup>2</sup> Crimp terminal wire section

### External Finish

**0** Black painted  
**1** Black anodized  
**Colored anodized backshell available on request**

### Locking Ring Color

**0** Black  (standard)  
**1** Green   
**2** Red   
**3** Yellow   
**4** Blue 

### Insulating Insert Color

**N** Black ●  
**R** Red ●  
**Other insert colors available on request**