


PART NUMBER EXPLANATION

PowerSyntax Line connectors version short and standard



Example Part Number

SPX 4 LD E GN 025 MQ



Connector Series

SPX Standard body
SPZ Short body

Maximum Current Rating

4 Up to 480amp (25 to 150 mm²)
7 Up to 750amp CRIMP (185 to 300 mm²)
- Crimp contact also available from 25 to 150 mm² on request







Connector Style

LD Line Drain
LS Line Source

Key Composition

E Earth
N Neutral
1 Phase 1
2 Phase 2
3 Phase 3

Insulator Color

GN Green 
BL Blue 
BR Brown 
BK Black 
GY Gray 
RD Red 
YE Yellow 
WH White 

Contact versions

025 25 mm² Set-screw contact
035 35 mm² Set-screw contact
050 50 mm² Set-screw contact
070 70 mm² Set-screw contact
095 95 mm² Set-screw contact
120 120 mm² Set-screw contact
150 150 mm² Set-screw contact
185 185 mm² (only SPX series)
240 240 mm² (only SPX series)
300 300 mm² (only SPX series)

Cable Gland

MQ Reduced M40 gland Ø 15-23 mm
MP Normal M40 gland Ø 19-28 mm
MR Oversized M40 gland Ø 22-32 mm
MU M50 gland Ø 30-38 mm

Special versions

Compatible accessories to be ordered separately

SPX-SYLOCK SyntaxLock quick secondary lock release system
SPXTKEY Secondary lock release key

SPXDCS-SC IP53 Protective plastic cap kit for source connectors
SPXDCCD-SC IP53 Protective plastic cap kit for drain connectors
SPXDCS-SC-IP67 IP67 protection cap for source connectors
SPXDCCD-SC-IP67 IP67 protection cap for drain connectors

SPX-RED025 Sleeve adapter for 25mm² set-screw contact
SPX-RED035 Sleeve adapter for 35mm² set-screw contact
SPX-RED050 Sleeve adapter for 50mm² set-screw contact
SPX-RED070 Sleeve adapter for 70mm² set-screw contact
SPX-RED095 Sleeve adapter for 95mm² set-screw contact